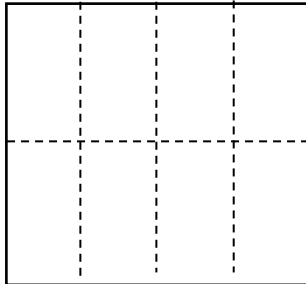


Mini Book

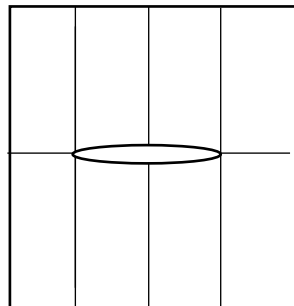
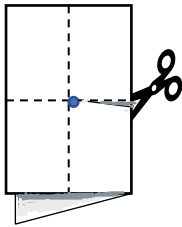
Supplies: paper
scissors, crayons or
colored pencils.

1. Fold along dotted lines.

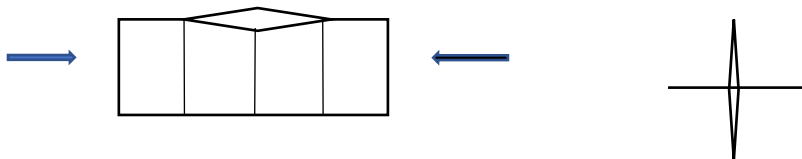


2. Fold in half. Cut the crease in the middle.

Stop at dot.



3. Fold in half. Push edges together until it looks like a plus sign.



4. The edge in your left hand becomes the back cover.



Use your **Mini Book** to **retell** the story
*When Water Makes Mud: A Story of Refugee
Children.*

Draw the objects Big Sister used to create toys for
Little Sister. What would you make?

Write poems about Big Sister and Little Sister. What
makes them happy? What are their dreams?

Draw your favorite part of the story.

Write about the animals in the story.

Draw the animals in the story.

Write about your dreams in life.