


Envelope puppet—Retell the story: *The Ugly Duckling*

SUPPLIES: small envelope, crayons, markers, colored pencils, feathers, wiggly eyes—you decide.

1. Fold flap inside of envelope.




2. Make your hand into a C shape.




3. Place the envelope on your hand—fingers in the top corner, thumb in the bottom corner.




4. Close the hand in the envelope on your fingers to make a mouth.



5. Crease the edges of the mouth.



6. Color a beak, eyes, and inside the mouth. Add feathers, sequins, googly eyes and whatever you like .



7. Make a crest by folding, taping inside the crest, and coloring the top of the envelope to create a pterodactyl.

